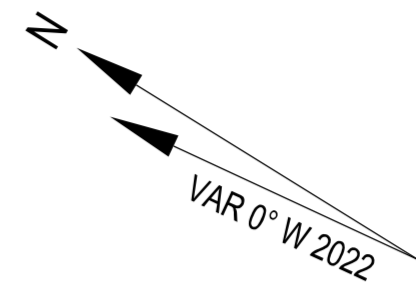


**AERODROME GROUND
MOVEMENT CHART - ICAO**

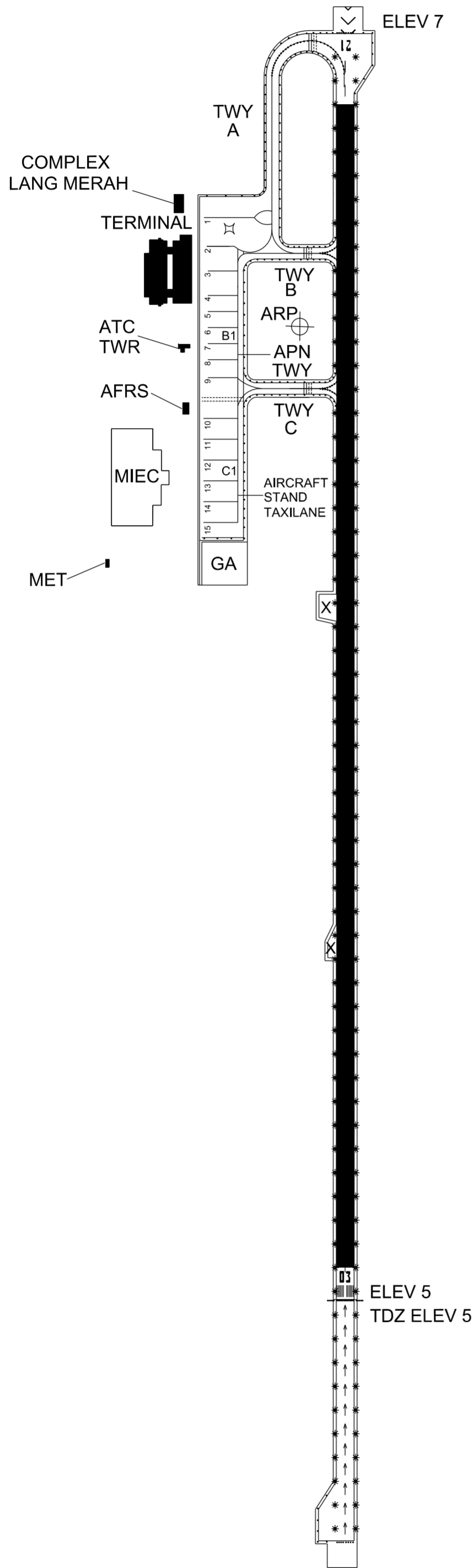
APRON ELEV
9M

APP 119.4, 121.5
TWR 118.5
SMC 121.8
ATIS 128.2

**LANGKAWI/LANGKAWI
INTERNATIONAL AIRPORT**



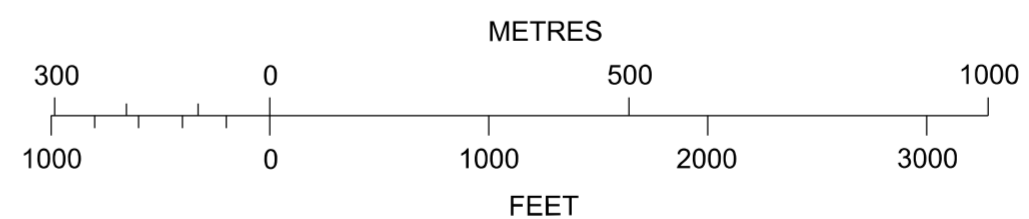
ANNUAL RATE OF CHANGE -0° 1' 20" E
ELEVATIONS AND DIMENSIONS
IN METRES
BEARINGS ARE MAGNETIC



TAXIWAYS A, B AND C 23 M WIDE
APRON TAXIWAY B1 22 M WIDE
AIRCRAFT STAND TAXILANE C1 22 M WIDE

BEARING STRENGTH TWY A AND C PCN 100/F/A/W/T
BEARING STRENGTH TWY B PCN 93/F/B/W/T
BEARING STRENGTH APN TWY B1 PCN 100/R/C/W/T
BEARING STRENGTH AIRCRAFT STAND TAXILANE C1 PCN 75/R/C/W/T
BEARING STRENGTH GA APRON PCN 87/F/B/W/T

TAXIWAY EDGE LIGHTS ON ALL TAXIWAYS
TAXIWAY CENTRELINE LIGHTS ON ALL CURVES



LEGEND	
CONCRETE STRUCTURE	☐
RUNWAY-HOLDING POSITION	▬▬▬▬▬
RUNWAY LIGHT	*
TAXIWAY LIGHT	•

CHANGES: ANNUAL RATE OF CHANGE
DELETE THR MARKINGS RWY 21