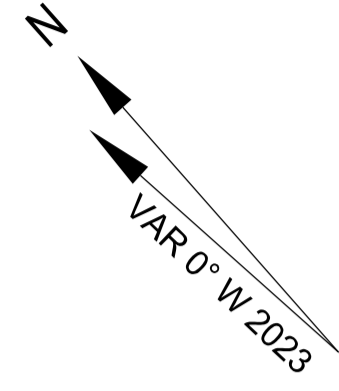
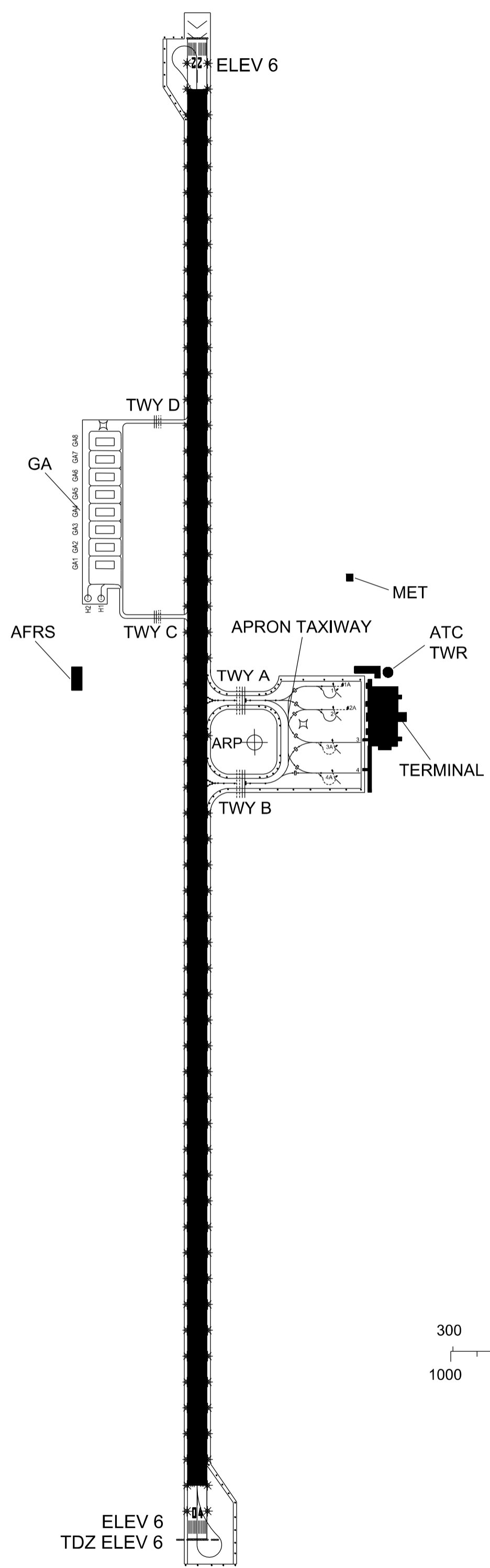


**AERODROME GROUND
MOVEMENT CHART - ICAO**

APRON ELEV
5 M

TWR	119.05
SMC	121.60
APP	123.60
	235.32
	121.50
ATIS	126.65

**KUALA TERENGGANU/
SULTAN MAHMUD AIRPORT**



ANNUAL RATE OF CHANGE -0° 1' 51" W
ELEVATIONS AND DIMENSIONS
IN METRES
BEARINGS ARE MAGNETIC

TAXIWAYS A AND B 23 M WIDE
TAXIWAYS C AND D 7.5 M WIDE
APRON TAXIWAY 31 M WIDE

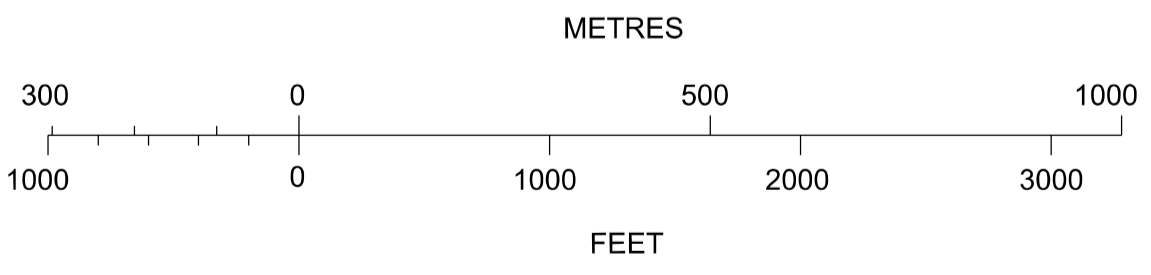
BEARING STRENGTH TWY A PCN 92/F/A/W/T
BEARING STRENGTH TWY B PCN 97/F/C/W/T
BEARING STRENGTH TWY C PCN 24/F/D/W/T
BEARING STRENGTH TWY D PCN 27/F/B/W/T
BEARING STRENGTH APRON TAXIWAY PCN 56/R/B/W/T

BEARING STRENGTH BAY 1 AND BAY 1A PCN 76/R/C/W/T
BEARING STRENGTH BAY 2 AND BAY 2A PCN 71/R/C/W/T
BEARING STRENGTH BAY 3 AND BAY 3A PCN 64/R/C/W/T
BEARING STRENGTH BAY 4 AND BAY 4A PCN 98/R/B/W/T

BEARING STRENGTH BAYS GA1 - GA8 PCN 29/R/D/W/T
BEARING STRENGTH BAYS H1 AND H2 PCN 19/F/C/W/T

TAXIWAY EDGE LIGHTS ON A, B, C AND D CURVES
TAXIWAY CENTRELINE LIGHTS ON A AND B

TAXIWAYS C AND D FOR LIGHT AIRCRAFT



LEGEND	
CONCRETE STRUCTURE	☐
RUNWAY-HOLDING POSITION	≡
RUNWAY LIGHT	*
TAXIWAY LIGHT	•
STOP BAR	•••

CHANGES : ANNUAL RATE CHANGE
INFORMATION ON APRON TAXIWAY
ADD INFORMATION THRESHOLD MARKINGS
ADD INFORMATION ON THRESHOLD WING BAR LIGHTS AT RWY 04
DELETE TAXIWAY EDGE LIGHT AT TWY C AND TWY D