

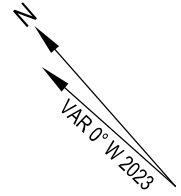
# AERODROME GROUND MOVEMENT CHART - ICAO

APRON ELEV  
4 M

TWR 121.1  
SMC 121.6  
121.9  
ATIS 126.4

# PENANG/PENANG INTERNATIONAL AIRPORT

ANNUAL RATE OF CHANGE -0° 1' 18" W DECREASING  
ELEVATIONS IN METRES  
BEARINGS ARE MAGNETIC



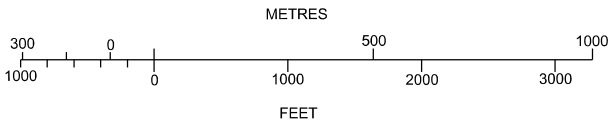
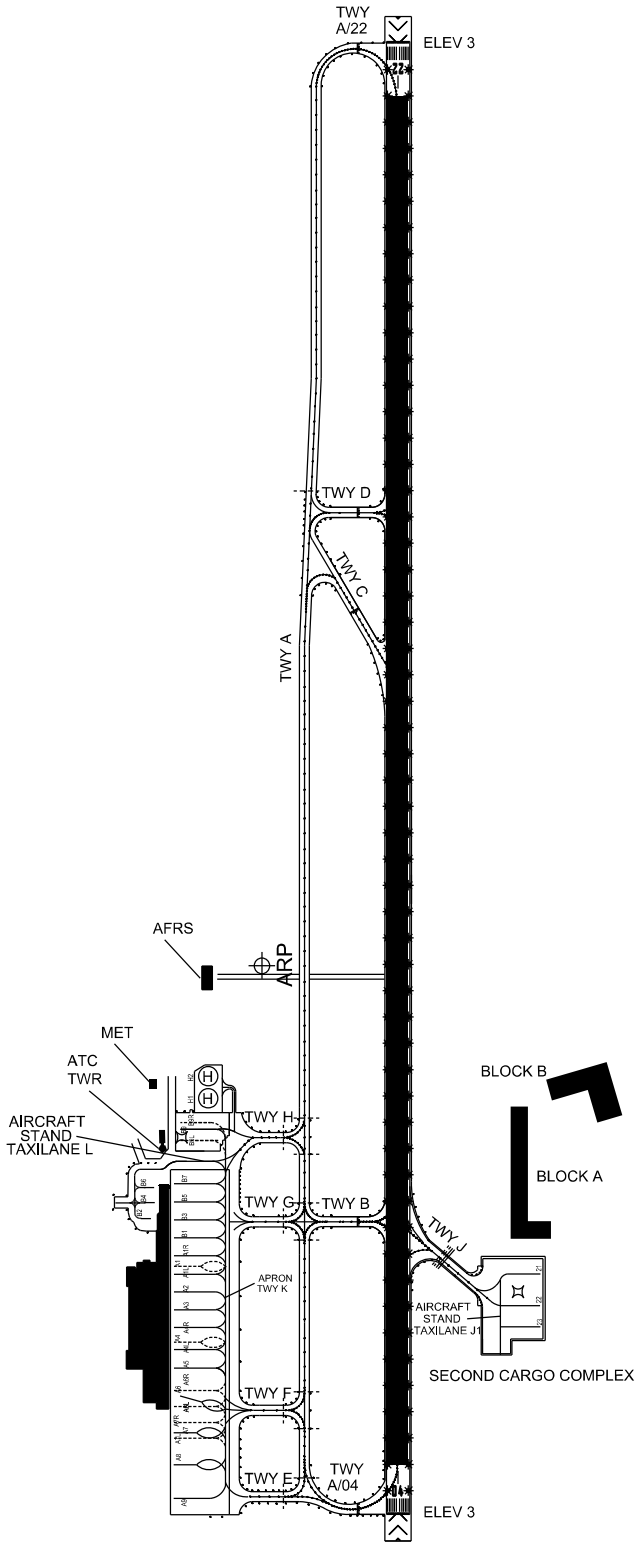
TAXIWAY A, A04, A22 AND C 23 M WIDE  
TAXIWAY B, D, E, F, G AND H 35 M WIDE  
TAXIWAY J 24 M WIDE  
APRON TAXIWAY K 23 M WIDE  
AIRCRAFT STAND TAXILANE J1 23 M WIDE  
AIRCRAFT STAND TAXILANE L 15 M WIDE

RESTRICTED ROUTE FOR B747-800 OPERATIONS ARE  
TAXIWAYS A, H, A04, A22 AND PARKING BAY IS B9

BEARING STRENGTH TWY A PCN 74/F/A/W/T  
BEARING STRENGTH TWY A/04 PCN 74/R/A/W/T AND PCN 74/F/A/W/T  
BEARING STRENGTH TWY A/22 PCN 74/F/A/W/T  
BEARING STRENGTH TWY B PCN 62/R/A/W/T AND PCN 62/F/A/W/T  
BEARING STRENGTH TWY C PCN 63/F/A/W/T  
BEARING STRENGTH TWY D PCN 88/F/A/W/T  
BEARING STRENGTH TWY E PCN 64/F/A/W/U  
BEARING STRENGTH TWY F PCN 64/F/A/W/U  
BEARING STRENGTH TWY G PCN 64/F/A/W/U  
BEARING STRENGTH TWY H PCN 67/F/A/W/T  
BEARING STRENGTH TWY J PCN 67/R/B/W/T  
BEARING STRENGTH APRON TWY K PCN 132/R/D/W/U  
BEARING STRENGTH AIRCRAFT STAND TAXILANE J1 PCN 67/R/B/W/T  
BEARING STRENGTH AIRCRAFT STAND TAXILANE L PCN 67/F/A/W/T

BEARING STRENGTH APN BAY 21 PCN 100/R/C/W/T  
BEARING STRENGTH APN BAY 22 PCN 67/R/B/W/T  
BEARING STRENGTH APN BAY 23 PCN 74/R/B/W/T  
BEARING STRENGTH APN BAY A1 PCN 132/R/D/W/U  
BEARING STRENGTH APN BAY A1L PCN 65/R/C/W/T  
BEARING STRENGTH APN BAY A1R PCN 71/R/C/W/T  
BEARING STRENGTH APN BAY A2 PCN 73/R/C/W/T  
BEARING STRENGTH APN BAY A3 PCN 88/R/C/W/T  
BEARING STRENGTH APN BAY A4 PCN 132/R/D/W/U  
BEARING STRENGTH APN BAY A4L PCN 57/R/C/W/U  
BEARING STRENGTH APN BAY A4R PCN 64/R/C/W/T  
BEARING STRENGTH APN BAY A5 PCN 73/R/C/W/T  
BEARING STRENGTH APN BAY A6 PCN 132/R/D/W/U  
BEARING STRENGTH APN BAY A6L, A6R PCN 92/R/D/W/T  
BEARING STRENGTH APN BAY A7 PCN 132/R/D/W/U  
BEARING STRENGTH APN BAY A7L, A7R PCN 92/R/D/W/T  
BEARING STRENGTH APN BAY A8, A9 PCN 132/R/D/W/U  
BEARING STRENGTH APN BAY B9 PCN 132/R/D/W/U  
BEARING STRENGTH APN BAY B1, B3, B5, B7, B9L, B9R PCN 92/R/D/W/T  
BEARING STRENGTH APN BAY B2, B4, B6 PCN 100/F/B/X/U  
BEARING STRENGTH APN BAY H1 AND H2 PCN 10/R/B/X/U

TAXIWAY EDGE LIGHTS ON ALL CURVES  
TAXIWAY CENTRELINE LIGHT ON ALL TAXIWAYS



LEGEND	
CONCRETE STRUCTURE	⊞
RUNWAY-HOLDING POSITION	≡≡≡
INTERMEDIATE HOLDING POSITION	---
HELICOPTER PARKING AREA	(H)
RUNWAY LIGHT	*
TAXIWAY LIGHT	.

**CHANGES:** UPDATE INFORMATION ON CHEVRON MARKING  
UPDATE INFORMATION ON IHP MARKING AT TWY  
UPDATE INFORMATION ON MARKINGS AT CARGO AREA  
UPDATE INFORMATION ON MARKINGS AT HELICOPTER AREA  
UPDATE INFORMATION ON BEARING STRENGTH TWY, APN TWY & APN