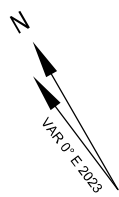
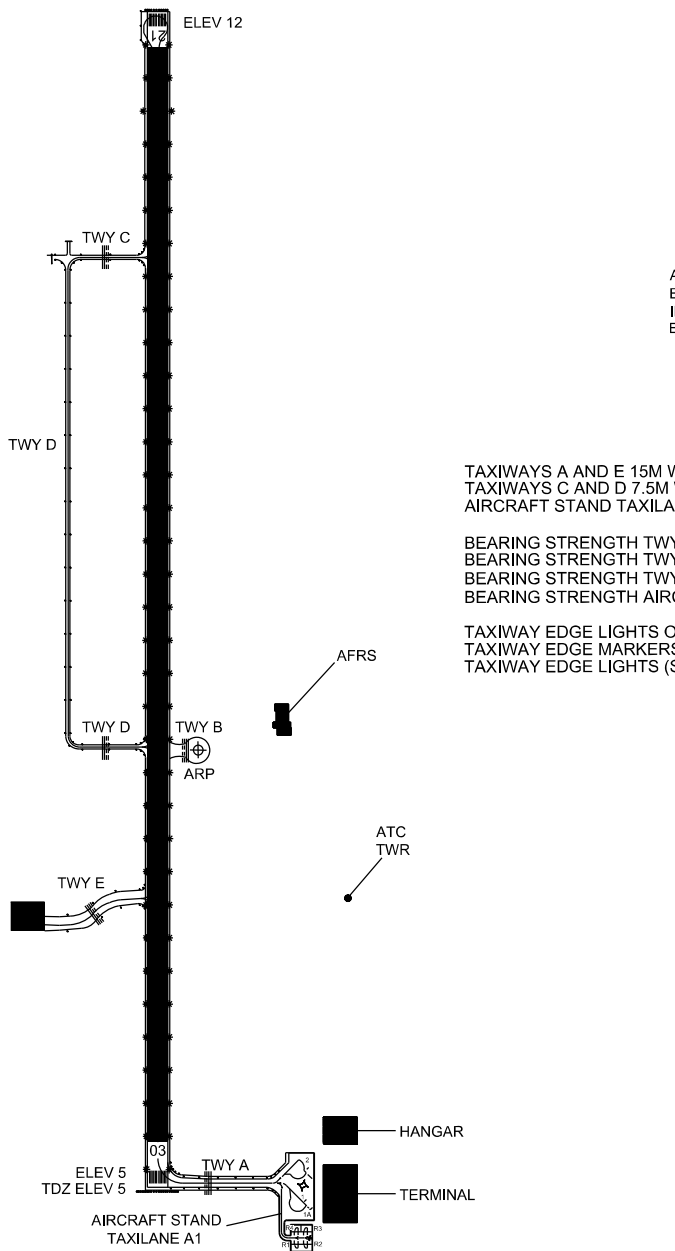


AERODROME GROUND MOVEMENT CHART - ICAO

APRON ELEV
4 M

TWR 118.0
SMC 121.6
ATIS 127.45

MALACCA/
MALACCA AIRPORT

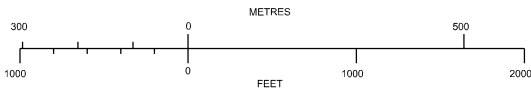


ANNUAL RATE OF CHANGE -0° 1' 21" E
ELEVATIONS AND DIMENSIONS
IN METRES
BEARINGS ARE MAGNETIC

TAXIWAYS A AND E 15M WIDE
TAXIWAYS C AND D 7.5M WIDE
AIRCRAFT STAND TAXILANE A1 10M WIDE

BEARING STRENGTH TWY A PCN 47/F/D/X/T
BEARING STRENGTH TWY C AND D PCN 20/F/D/Y/U
BEARING STRENGTH TWY E PCN 12/F/D/Y/T
BEARING STRENGTH AIRCRAFT STAND TAXILANE A1 PCN 47/F/D/X/T

TAXIWAY EDGE LIGHTS ON TWY A AND TWY C
TAXIWAY EDGE MARKERS ON TWY D
TAXIWAY EDGE LIGHTS (SOLAR) ON TWY E



LEGEND	
CONCRETE STRUCTURE	▬
RUNWAY-HOLDING POSITION	▬▬▬▬
RUNWAY LIGHT	***
TAXIWAY LIGHT	*
TAXIWAY LIGHT	●

CHANGES : ADD INFO FOR BAY 1A
ADD INFO ON TWY E
ADD INFO TWY D AT PARALLEL TWY
ADD INFO ON RUNWAY LIGHTINGS
ADD INFO ON AIRCRAFT STAND TAXILANE A1
THR ELEVATIONS TO NEAREST METRE
PATTERN RUNWAY-HOLDING POSITION MARKING
INFO ON MAGNETIC VARIATION & ANNUAL CHANGE