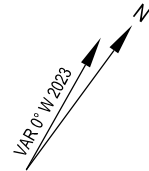


**AIRCRAFT PARKING/  
DOCKING CHART - ICAO**

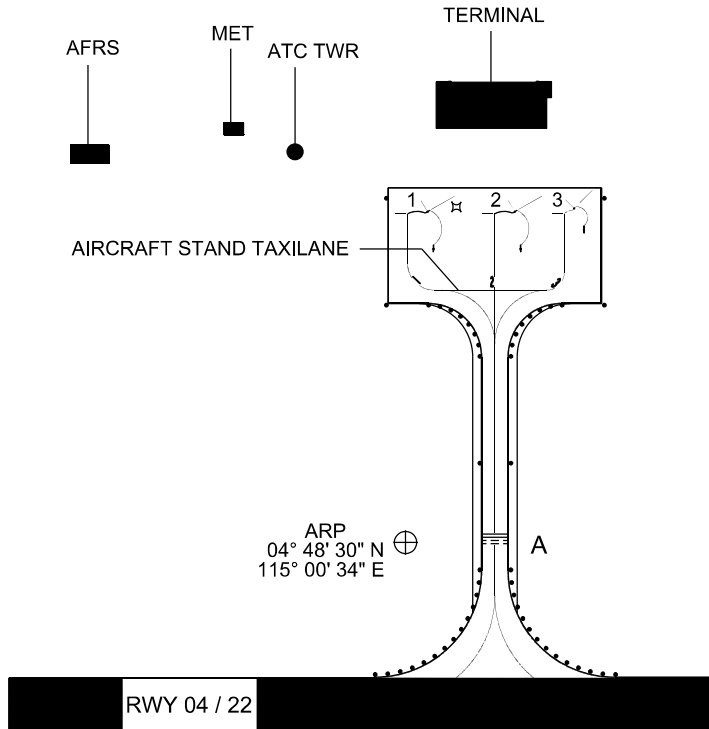
APRON ELEV  
3M

TWR 124.30  
SMC 121.95  
EMERG 121.50

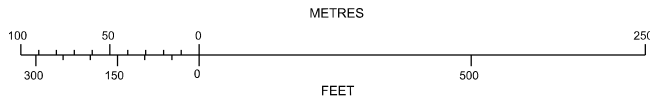
**LIMBANG/  
LIMBANG AIRPORT**



ANNUAL RATE OF CHANGE -0° 4' 26"W  
ELEVATIONS AND DIMENSIONS IN METRES  
BEARINGS ARE MAGNETIC



TAXIWAY A 15M WIDE  
AIRCRAFT STAND TAXILANE 15M WIDE  
BEARING STRENGTH TWY A PCN 15/F/C/W/T  
BEARING STRENGTH AIRCRAFT STAND TAXILANE PCN 15/F/C/W/T



**AIRCRAFT PARKING / DOCKING STAND POSITION**

AIRCRAFT PARKING / DOCKING STAND POSITION				LEGEND		
INS COORDINATES FOR AIRCRAFT STANDS		SURFACE & STRENGTH	AIRCRAFT TYPE			
1	04° 48' 33.75" N 115° 00' 29.61" E	PCN 17/R/C/W/T	AT75	Concrete Structure	⊠	
2	04° 48' 35.02" N 115° 00' 30.56" E	PCN 17/R/C/W/T	AT75	Runway-Holding Position	≡≡≡	
3	04° 48' 35.93" N 115° 00' 31.17" E	PCN 17/R/C/W/T	DHC6	Aircraft Stand	3	
					Taxiway Light	●

CHANGES: SCALE BAR  
AIRCRAFT TYPE  
ADD MARKINGS AT APRON  
PATTERN OF RUNWAY-HOLDING POSITION  
MAGNETIC VARIATION AND ANNUAL CHANGE