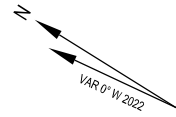


**AERODROME GROUND  
MOVEMENT CHART - ICAO**

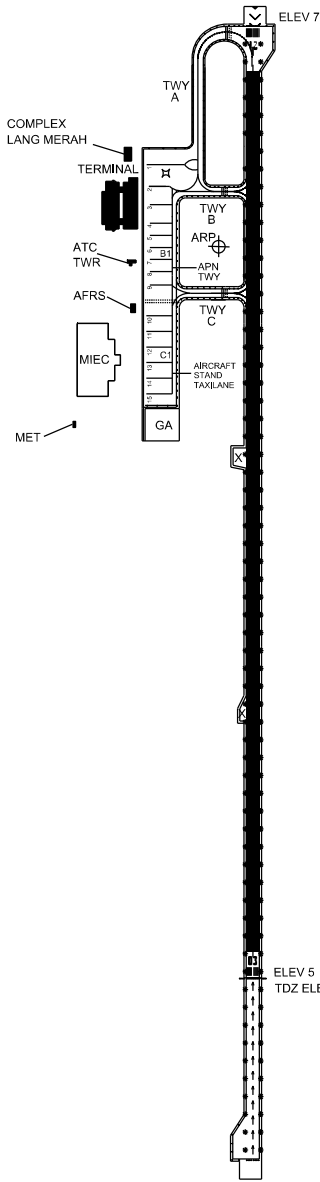
APRON ELEV  
9M

APP 119.4, 121.5  
TWR 118.5  
SMC 121.8  
ATIS 128.2

**LANGKAWI/LANGKAWI  
INTERNATIONAL AIRPORT**



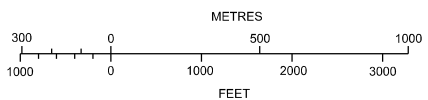
ANNUAL RATE OF CHANGE -0° 1' 20" E  
ELEVATIONS AND DIMENSIONS  
IN METRES  
BEARINGS ARE MAGNETIC



TAXIWAYS A, B AND C 23 M WIDE  
APRON TAXIWAY B1 22 M WIDE  
AIRCRAFT STAND TAXILANE C1 22 M WIDE

BEARING STRENGTH TWY A AND C PCN 100/F/A/W/T  
BEARING STRENGTH TWY B PCN 93/F/B/W/T  
BEARING STRENGTH APN TWY B1 PCN 100/R/C/W/T  
BEARING STRENGTH AIRCRAFT STAND TAXILANE C1 PCN 75/R/C/W/T  
BEARING STRENGTH GA APRON PCN 87/F/B/W/T

TAXIWAY EDGE LIGHTS ON ALL TAXIWAYS  
TAXIWAY CENTRELINE LIGHTS ON ALL CURVES



LEGEND	
CONCRETE STRUCTURE	
RUNWAY-HOLDING POSITION	
RUNWAY LIGHT	
TAXIWAY LIGHT	

**CHANGES:** CHANGE INFO ON APP FREQUENCY  
ADJUST BAR SCALE  
ADD INFORMATION ON RUNWAY LIGHTS  
ADD INFORMATION ON RUNWAY MARKINGS