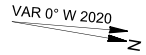


**AERODROME GROUND
MOVEMENT CHART - ICAO**

APRON ELEV
13 M

TWR	122.05
SMC	121.9
ATIS	128.2
APP	123.2

**SANDAKAN/
SANDAKAN AIRPORT**



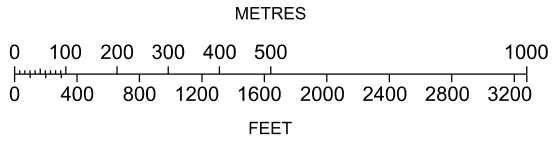
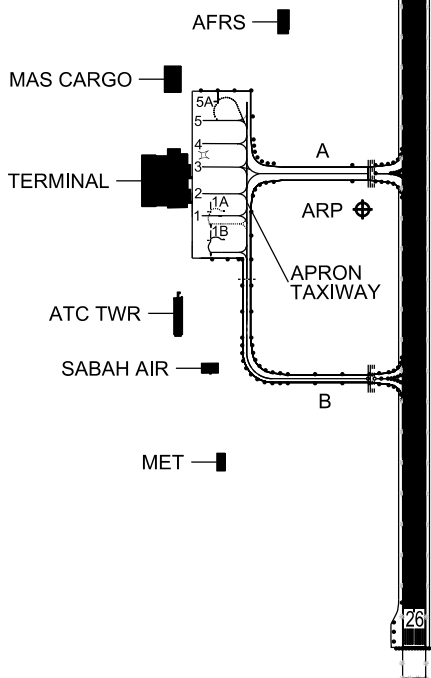
ANNUAL RATE OF CHANGE 5" W
ELEVATIONS AND DIMENSIONS IN
METRES
BEARINGS ARE MAGNETIC

ELEV 9.6
TDZ ELEV 13.0

TAXIWAY A 30M WIDE
TAXIWAY B 15M WIDE
APRON TAXIWAY 15M WIDE

BEARING STRENGTH TWY A PCN 78/ F / B / W / T
BEARING STRENGTH TWY B PCN 62/ F / C / W / T
BEARING STRENGTH APRON TAXIWAY PCN 62/ F / C / W / T

TAXIWAY EDGE LIGHTS ON TWY A & TWY B
TAXIWAY CENTRE LINE LIGHTS ON CURVE AND EXIT TWY A & TWY B



ELEV 6

LEGEND	
AIRCRAFT STAND	5
RUNWAY LIGHT	*
TAXIWAY LIGHT	•
RUNWAY-HOLDING POSITION	=====
INTERMEDIATE HOLDING POSITION	----
CONCRETE STRUCTURE	⌈

CHANGES : THR & TDZ ELEV, SCALE BAR , LEGEND BOX,
ADD INFO ABOUT TAXIWAY B.