

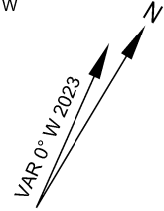
**AERODROME GROUND
MOVEMENT CHART - ICAO
STAGE 3C (FM 20240613 TIL 20240619 EST)**

APRON ELEV
17 M

ACD 120.45
SMC 121.9
TWR 118.2
APP 124.2, 118.65,
135.25
FIS 126.1
ATIS 127.6

**SUBANG/SULTAN
ABDUL AZIZ SHAH AIRPORT**

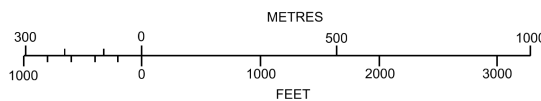
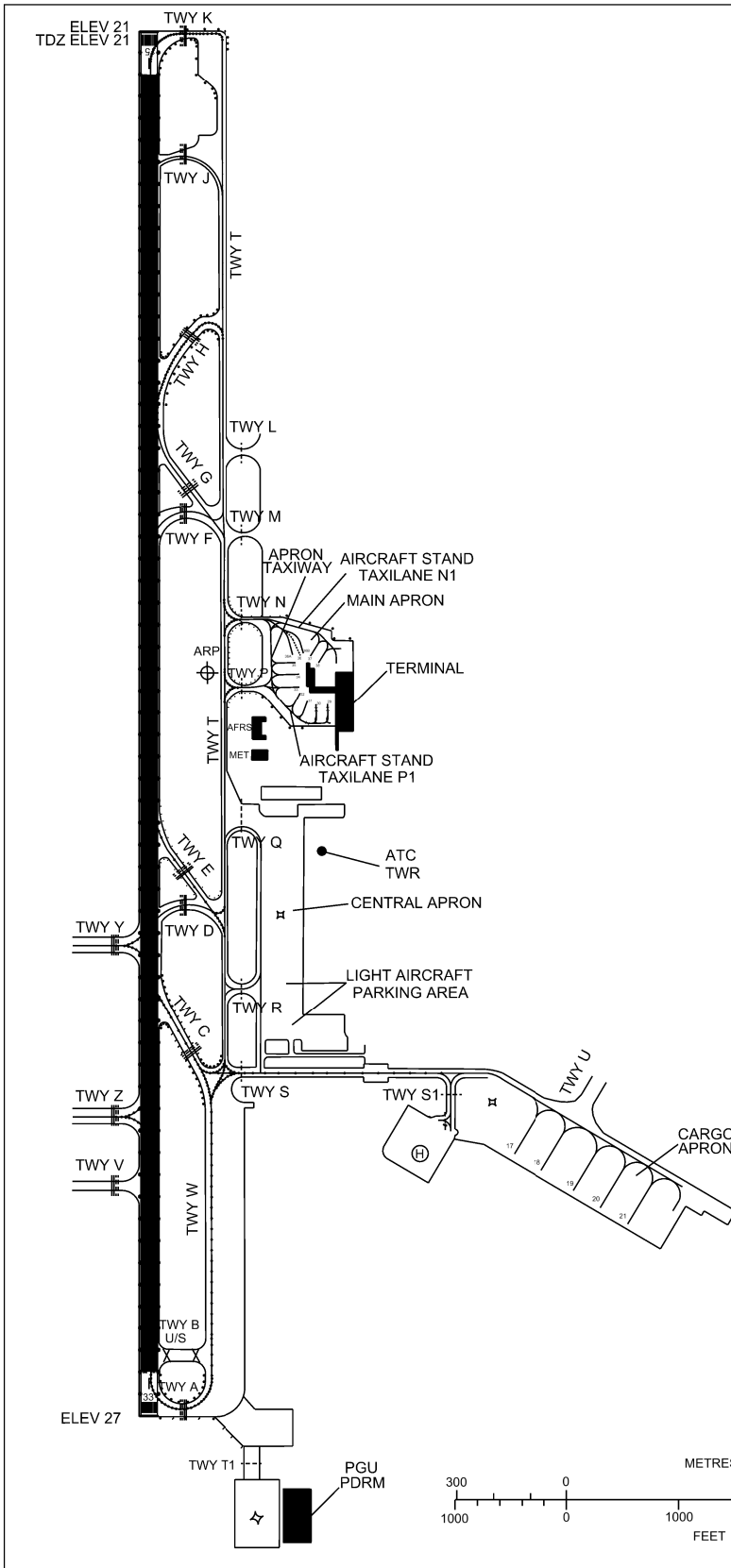
ANNUAL RATE OF CHANGE -0° 1' 18" W
ELEVATIONS IN METRES
BEARINGS ARE MAGNETIC



TAXIWAYS A, W AND S1 25 M WIDE
TAXIWAYS C, D, E, F, G, K, R, S,
AND T 23 M WIDE
TAXIWAYS H, Y AND Z 26 M WIDE
TAXIWAY J 38 M WIDE
TAXIWAY L 27 M WIDE
TAXIWAY M 24 M WIDE
TAXIWAY N 29 M WIDE
TAXIWAY P 48 M WIDE
TAXIWAY Q 36 M WIDE
TAXIWAY U 31 M WIDE
TAXIWAY V 15 M WIDE
TAXIWAY T1 44 M WIDE
APRON TAXIWAY (MAIN APRON) 23 M WIDE

BEARING STRENGTH TWY A PCN 87/F/A/W/T
BEARING STRENGTH TWY C AND E PCN 86/F/A/W/T
BEARING STRENGTH TWY D, F, G, J AND K PCN 100/F/A/W/T
BEARING STRENGTH TWY H PCN 55/F/D/W/T
BEARING STRENGTH TWY N PCN 76/F/C/W/T
BEARING STRENGTH TWY W PCN 90/F/A/W/T
BEARING STRENGTH TWY P PCN 81/F/C/W/T
BEARING STRENGTH TWY U PCN 81/R/B/W/T
BEARING STRENGTH TWY R PCN 98/F/A/W/T
BEARING STRENGTH TWY T PCN 96/F/A/W/T
BEARING STRENGTH TWY L PCN 65/R/C/W/T
BEARING STRENGTH TWY M PCN 97/R/B/W/T
BEARING STRENGTH TWY Q PCN 95/R/C/W/T
BEARING STRENGTH TWY S PCN 100/R/C/W/T
BEARING STRENGTH TWY S1 PCN 83/R/C/W/T
BEARING STRENGTH TWY V PCN 45/F/C/X/U
BEARING STRENGTH APN TWY PCN 56/R/C/X/U

TAXIWAY EDGE LIGHTS ON A, C, E, H, K, N AND P CURVES
TAXIWAY CENTRE LINE LIGHTS ON A, C, E, F, G, H, K,
N, W, P, S AND T



LEGEND	
CONCRETE STRUCTURE	▣
RUNWAY-HOLDING POSITION	≡
INTERMEDIATE HOLDING POSITION	---
HELICOPTER PARKING AREA	⊕
RUNWAY LIGHT	*
TAXIWAY LIGHT	●
CLOSED MARKING	⊗

CHANGES: ADD INFO ON AIRCRAFT STAND TAXILANE
CLOSED OPERATION FOR BAYS AND AIRCRAFT STAND TAXILANE